



South Corsica by e-bike: GT 20 Calvi to Bonifacio

8 Days / 7 Nights

This e-bike ride follows the route of the GT20: The Grande Traversée, to discover the southern part of Corsica. Following a route that unfolds on a north west-south east axis from Calvi, this trip will take you all the way to Bonifacio, the southern tip of the island.

Trip available with our digital road-book.


[Find out about the digital road-book](#) [Prepare your trip](#)

YOUR PROGRAM

Day 1 - Arrival in Calvi

Your trip starts in Calvi. Time to discover this beautiful town, a real paradise where life is good: a beach of golden sand, the bay of azure blue, backed by high mountains and hill villages, crowned by the rocky Genoese citadel that dominates the town. Tonight, enjoy one of the many restaurants that line the harbourside.

Night in a 3-star hotel in Calvi on B&B basis.




Day 2 - Calvi - Galéria

From Calvi, the spectacular sandy beaches of Balagne disappear to make way for the granite of the North-West coast, with steep cliffs in ochre, pink and red, leaving room only for a few rare wild and out of the way beaches. Views over the sea are stunning along this coastal road. Find your hotel for tonight in the small village of Galeria, located by the sea.

Night in a 3* hotel on B&B basis.

About 38 km (D+ : 487m ; D- : 472m ; Min. : 2m ; Max. : 138m)



Day 3 - Galéria - Porto

You will continue today on a road that is considered one of the most beautiful in Europe. The route, snakes and winds around the hills, then down towards the Gulf of Porto. With amazing views over Girolata, a beautiful village only accessible by boat or on foot. The scenery is incredible, keep your camera handy.

Night in a 3-star hotel in Porto on B&B.

About 51 km (D+ : 921m ; D- : 903m ; Min. : 5m ; Max. : 411m)



Day 4 - Porto - Corte

A day with a fairly high climb so get those legs out! You will cross many charming villages including Evisa, where the chestnut reigns, then the splendid forest of Aitone where pigs wander freely. You will then cross the highest road col on the island to discover one of the most remote areas of the island, the Niolu. Cross Albertacce, Casamaccioli and Calacuccia at the edge of its vast lake. Passing the splendid Scala of Santa Regina you will reach Corte, your evening stop.

Night in a 3-star hotel on B&B basis.

Approximately 83 km (D+ : 2895m ; D- : 2493m ; Min. : 32m ; Max. : 1480m)



Day 5 - Corte - Zicavo

This day is an incredible mountain stage along some lesser roads to the Col de Verde and Zicavo. Zicavo is a mountain village typical of Corsica, in the heart of a wild and unspoiled valley. Surrounded by mountains, this village of Haut Taravo sits in the heart of the National Park.

Night in a simple B&B with dinner in a local restaurant.

About 80 km (D+ : 1947m ; D- : 1686m ; Min. : 399m ; Max. : 1314m)




Day 6 - Zicavo - Zonza

Today, you will ride ever south crossing the remote Vaccia pass before reaching the sumptuous and typical village of Zonza. Zonza is part of one of the oldest inhabited territories of Corsica, which was called the Land of Lords in the Middle Age. Typical of the South of the island, the village has an understated charm. Perched at 762 meters above sea level in the heart of the Alta Rocca, Zonza is prized for its breathtaking setting, which is revealed to the traveler upon arrival. In the distance, on a blue sky, are the famous Bavella needles.

Night in a 3-star hotel on B&B basis.

Distance : 44 km (D+ : 1800m ; D- : 1743m ; Min.: 289m ; Max.: 1220m)



Day 7 - Zonza - Bonifacio

Today you'll pass through the village of Levie situated in a beautiful natural setting. The road drops down to the Gulf of Porto Vecchio, before arriving in the sumptuous coastal town of Bonifacio. Bonifacio is a real gem, perched on limestone cliffs with views out over the Bonifacio straits towards Sardinia.

Overnight in a hotel 3* on B&B basis.

Distance: 71 km (D+: 1014m; D-: 1783m; Min.: 0m; Max.: 1195m)




Day 8 - End of stay

End of your stay after your breakfast.

Additional information

TARIFFS

Price from 1690 euros per person.



OPTIONS

May & June departures : 60 euros per person.

July & September departures : 200 euros per person.

August departures : 230 euros per person.

Single room : 380 euros per person.

Single room in July, August & September : 460 euros per person.

Hybrid bike rental : 440 euros per person.

Ebike rental : 480 euros per person.

Road bike rental : 560 euros per person.

INCLUDED

Nights in 3* hotels in double or twin rooms and 1 night in simple B&B guesthouse

Breakfasts

1 dinner on day 5 in Zicavo

Luggage transfer

Airport transfers (From Calvi airport, end in Figari airport)

Information package with maps and road-books on our app (a smartphone is required)

NOT INCLUDED

Meals (except breakfasts and 1 dinner on day 5 in Zicavo), drinks

The insurance

The bike

Anything not included in the description

LEVEL OF DIFFICULTY

6 days of cycling with stages of about 80 km per day.

CARRYING

Your luggage is transferred by vehicle. So you only have to take with you your things of the day (picnic, camera ...).

ACCOMMODATION

In 3-star hotels, in double rooms, one night in guesthouse.

SIZE OF GROUP

From 2 persons

DEPARTURES


Departure possible every day from April to the end of October.

DEPARTURE

Calvi

DISPERSION

Bonifacio



HOW TO GET THERE

Calvi is easily accessible by train (from Ajaccio, Corte and Bastia). There is also an airport "aéroport Sainte Catherine" and an important harbour.

EQUIPMENT TO TAKE

ADVISED MATERIAL TO TAKE WITH YOU (non-exhaustive checklist) :

As a good preparation is key to a successful stay, here are a few tips to ensure that your trip takes place in optimal conditions.

BIKES

In order that your stay does not turn into a mechanical training course, it's advisable to carry out a meticulous revision of your bike before going on a tour :

- the tyres are well inflated and in good condition
- cables and chain are in good condition
- the transmission elements are clean and oiled
- there are no leaks in the suspensions
- the wheels are well tightened
- the brakes are in good condition (wear + possible leaks)
- the headset has been checked

And don't forget that anomalies are easier to spot on a cleaned bike...

REPAIR MATERIAL

To avoid mechanical problems, it's better to be far-sighted and always carry the basic equipment of a biker:


- 2 inner tubes (puncture sealant is strongly recommended, or puncture sealant strips)
- a pump
- tire irons
- an inner tube repair kit consisting of patches and glue
- a multi-tool
- a small wrench
- a piece of tire

Also, you can prepare your own toolbox which we transfer with your luggage. You will put in it the following items :

- a brake cable (front and rear)
- a derailleur cable
- a tyre
- one derailleur hanger
- chain oil
- a rag

EQUIPMENT

As you can't judge a book by its cover, cycling slinky shorts won't help you to turn into a cycling champion. However, a minimum of specific bike equipment will be necessary in order to be comfortable :



- a helmet
- glasses
- suitable shoes (no smooth soles)
- a cycling short or short
- a breathable tee-shirt (try to avoid cotton)

DAY BACKPACK

Because it's unpleasant to ride with a too loaded backpack, it's better to think carefully about the necessary things to bring in the backpack for the day:

- a water bag and/or a flask and/or water cans on the bike (2L/day/person minimum)
- provisions (energy bars, dried fruits...)
- the basic repair material for your bike (see above)
- a windbreaker (waterproof)
- picnic
- a headlamp
- a knife
- sun cream (+ lip protection)
- toilet paper
- a first-aid kit (see below)
- your mobile phone + an external battery
- a rubbish bag

PICNIC

In order to avoid unnecessary waste at picnic time, remember to take with you :

- an airtight box (0.5L) with initials marked on the lid and on the box + wide elastics
- reusable cutlery (fork and pocketknife)

TRAVEL BAG

Your luggage is transferred during the day and you will find it every evening at your hotel. It is preferable that your travel bag contains the following items :

- a sleeping bag liner (stays in gîtes)
- a change of clothes
- a pair of light shoes for the evening
- a large jumper or fleece jacket
- a small toilet bag with a towel


FIRST-AID KIT

Concerning all our guided stays, the instructor has a first aid kit.

However, it is essential to bring your own first aid kit.

Here is a list of the minimum items to take with you:

- disinfectant
- gauze strips



- plaster
- protective cream for the buttocks
- your personal medicines
- micropur pastilles (water disinfectant)
- a survival blanket

A more complete first-aid kit should be formulated with your doctor.