

North Corsica by bike: GT 20 Bastia to Calvi

7 days / 6 nights

This ride follows the route of the GT20: The Grande Traversée by bike to discover the North of Corsica. Following a route that unfolds on a north-west axis from Bastia, this holiday in its northern version will lead you to Calvi.

Trip available with our digital road-book.

[Find out about the digital road-book](#) [Prepare your trip](#)

YOUR PROGRAM

Day 1 - Arrival in Bastia

Free arrival in Bastia, the charming gateway to northern Corsica. Take the time to stroll through its lively streets, discover the characterful old port and explore the citadel, which is open to the public. The perfect start to a journey combining authenticity, history and stunning scenery.

Overnight stay in a 3-star hotel in Bastia.



Day 2 - Bastia - Centuri

If renting a bicycle(s): delivery of the bicycle(s) to your hotel in Bastia.

In the morning, you will hop on your bicycle to begin a superb stage heading north. The route first follows the coastline, offering beautiful views of the sea, before heading into a wooded and unspoilt hinterland. You then cross the island to reach its western coast, dominated by imposing cliffs. Along the way, you will come across Genoese and Paoline towers, witnesses to the past, as well as old convents and mills. You end the day in Centuri, a charming fishing village, where you will spend the night in a hotel*.**

Distances:

55 km (Elevation gain: 717m; Elevation loss: 715m; Min.: 1m; Max.: 390m)



or 69 km (Elevation gain: 1040m; Elevation loss: 1038m; Min.: 1m; Max.: 390m)



Day 3 - Centuri - Saint-Florent

You leave the Cap Corse to go South, towards Saint-Florent. Depending on the chosen route, you can discover the village of Patrimonio, famous throughout Corsica for its vineyards. Tastings are possible in the wine-cellars of the village. The views of the Gulf of Saint-Florent are beautiful throughout the stage. In Saint-Florent, do not miss the citadel and stroll on the harbor and its small shopping streets.

Distances:

56 km (D+ : 1216m ; D- : 1220m ; Min. : 3m ; Max. : 216m)

or 60 km (D+ : 1398m ; D- : 1402m ; Min. : 3m ; Max. : 247m)


Night in a 3-star hotel in Saint-Florent.



Day 4 - Saint-Florent - Monticello

You cycle today in the heart of the Agriates desert. From hamlet to hamlet, you cross this beautiful desert and you get closer to the sea. Depending on the chosen route, you can take a road that will lead you to the heights of Balagne for beautiful landscapes before descending to the coast and its Genoese towers. You will soon arrive in Monticello, your evening stop. Do not miss the sunset from the village towards the sea.

Distances:



51 km (D+ : 796m ; D- : 576m ; Min. : 1m ; Max. : 372m)
 or 82 km (D+ : 1638m ; D- : 1418m ; Min. : 1m ; Max. : 690m)
 Night in 3-star hotel.



Day 5 - Monticello - Calvi

Today, you will cross the splendid villages of Balagne singing names, Sant'Antonino, Pigna, and many others, to discover their discrete charms. You will then reach the active Calvi.

Calvi, splendid city, a beach of azure blue, overhung by mountains (natural barrier: the massif of Monte Cinto) and its rock where dominates a medieval city, a splendid Genoese citadel of the 13th century, is a true small paradise where life is good. And do you know that Christobald Colombus was born there?


Night in a 3-star hotel.

Distances: 40 km (D+ : 601m ; D- : 786m ; Min. : 1m ; Max. : 538m)
 or 50 km (D+ : 730m ; D- : 915m ; Min. : 1m ; Max. : 538m)



Day 6 - Calvi

Calvi, splendid city, is a real paradise where life is good: a beach of azure blue, overhung by mountains (natural barrier: the massif of Monte Cinto) and its rock where dominates a medieval city (a magnificent Genoese citadel of the 13th century). You can choose between a day free around to enjoy the discovery of the city and its beaches, or go for a 70km loop towards



Galeria.

Night in hotel ***.

Distance : 79km (D+ : 1029m ; D- : 1030m ; Min. : 1m ; Max. : 432m)



Day 7 - End of stay

End of your stay after breakfast.

You can either return the bikes to Bastia by your own means or opt for the collection option in Calvi.

Please do not hesitate to contact us to arrange a transfer to Calvi, Bastia or elsewhere, depending on your departure point.

Additional information

TARIFFS

Price from 1090 euros per person.

OPTIONS

Single room : 320 euros per person.

May & June departures : 80 euros per person.

July & September departures : 200 euros per person.

August departures : 280 euros per person.

Single room in July, August & September : 470 euros per person.

5-day electric bike rental with helmet, phone holder, smartphone holder and bike delivery in Bastia : 330 euros per person.

Bike collection in Calvi (price to be divided according to the number of people) : 180 euros per person.


INCLUDED

Nights in hotels in rooms of 2 people in 3-star hotels

Breakfasts

Luggage transfer

Information package with maps and road-books on our app (a smartphone is required)



Europe Active telephone support 7 days a week from 8:00 a.m. to 8:00 p.m.

NOT INCLUDED

Meals (except breakfast), drinks

Insurance

Bicycle hire (see options)

Airport transfers

Anything not mentioned in 'the price includes'

LEVEL OF DIFFICULTY

5 days of cycling with stages of about 70 km per day.

CARRYING

Your luggage is carried in a vehicle. So you only have to take with you your things of the day (picnic, camera ...).

ACCOMMODATION

In 3-star hotels, in double rooms.

SIZE OF GROUP

From 2 persons

DEPARTURES

Departure possible every day from April to the end of October.

DEPARTURE

Your holiday starts in Bastia, easily accessible by plane or ferry.

DISPERSION

Your tour ends in Calvi.

HOW TO GET THERE

Bastia is reachable by plane from several European cities depending on the time of year with Air France, Air Corsica but also Easyjet, Volotea or Ryanair.

By sea, Bastia is reachable with the compagnies : Corsica Ferries, Corsica Linea or La Mériidionale.

Corsica ferries: http://www.corsica-ferries.co.uk/?gclid=CLyF3O_TvroCFa-WtAodlScA5A

Corsica Linea: <https://www.corsicalinea.com/>


La Mériidionale: <http://www.lameridionale.fr>

From this city all access is possible by bus and train.

EQUIPMENT TO TAKE

ADVISED MATERIAL TO TAKE WITH YOU (non-exhaustive cheklist) :

As a good preparation is key to a successful stay, here are a few tips to ensure that your trip takes place in optimal conditions.



BIKES

In order that your stay does not turn into a mechanical training course, it's advisable to carry out a meticulous revision of your bike before going on a tour :

- the tyres are well inflated and in good condition
- cables and chain are in good condition
- the transmission elements are clean and oiled
- there are no leaks in the suspensions
- the wheels are well tightened
- the brakes are in good condition (wear + possible leaks)
- the headset has been checked

And don't forget that anomalies are easier to spot on a cleaned bike...

REPAIR MATERIAL

To avoid mechanical problems, it's better to be far-sighted and always carry the basic equipment of a biker:

- 2 inner tubes (puncture sealant is strongly recommended, or puncture sealant strips)
- a pump
- tire irons
- an inner tube repair kit consisting of patches and glue
- a multi-tool
- a small wrench
- a piece of tire

Also, you can prepare your own toolbox which we transfer with your luggage. You will put in it the following items :

- a brake cable (front and rear)
- a derailleur cable
- a tyre
- one derailleur hanger
- chain oil
- a rag


EQUIPMENT

As you can't judge a book by its cover, cycling slinky shorts won't help you to turn into a cycling champion. However, a minimum of specific bike equipment will be necessary in order to be comfortable :

- a helmet
- glasses
- suitable shoes (no smooth soles)
- a cycling short or short
- a breathable tee-shirt (try to avoid cotton)

DAY BACKPACK

Because it's unpleasant to ride with a too loaded backpack, it's better to think carefully about the necessary things to bring in



the backpack for the day:

- a water bag and/or a flask and/or water cans on the bike (2L/day/person minimum)
- provisions (energy bars, dried fruits...)
- the basic repair material for your bike (see above)
- a windbreaker (waterproof)
- picnic
- a headlamp
- a knife
- sun cream (+ lip protection)
- toilet paper
- a first-aid kit (see below)
- your mobile phone + an external battery
- a rubbish bag

PICNIC

In order to avoid unnecessary waste at picnic time, remember to take with you :

- an airtight box (0.5L) with initials marked on the lid and on the box + wide elastics
- reusable cutlery (fork and pocketknife)

TRAVEL BAG

Your luggage is transferred during the day and you will find it every evening at your hotel. It is preferable that your travel bag contains the following items :

- a sleeping bag liner (stays in gîtes)
- a change of clothes
- a pair of light shoes for the evening
- a large jumper or fleece jacket
- a small toilet bag with a towel

FIRST-AID KIT

Concerning all our guided stays, the instructor has a first aid kit.

However, it is essential to bring your own first aid kit.

Here is a list of the minimum items to take with you:

- disinfectant
- gauze strips
- plaster
- protective cream for the buttocks
- your personal medicines
- micropur pastilles (water disinfectant)
- a survival blanket

A more complete first-aid kit should be formulated with your doctor.