



The Dolce Vita tour on a Vespa

7 days/ 6 nights

With the simple twist of a throttle, spend a full week on the road and discover Tuscany's hidden treasures: the tower of Pisa, Lucca, San Gimignano, Sienna, the Chianti, Florence and Vinci.

YOUR PROGRAM

Day 1 - The Tower of Pisa

Start your great Italian adventure and hop on your Vespa to admire one of the region's architectural treasures, the leaning Tower of Pisa. This is a must-see while in Italy! During your first stage, an easy flat road will take you to the Piazza dei Miracoli. Then, you will ride back to Lucca via a little meandering road which will offer you spectacular panoramic views over the rest of the city.

Distance: approximately 70km.

Night in a youth hostel in the centre of Lucca.




Day 2 - Get drenched!

In Italy, sunbathing is considered as an important part of going on vacation. What better way to get to the beach than to drive your Vespa along a beautiful coastline road? If you wish to opt for a luxury beach holiday, rent a deckchair and a parasol at a charged beach. Otherwise, go to one of the coastline's free beaches and enjoy swimming in the sea.

Next, take your scooter to the summit of Monte Pitoro, from where you will get incredible views over the Lake Massaciucoli.

Distance: 68km.

Night in a youth hostel in the centre of Lucca.



Day 3 - Volterra

Explore new horizons and head south in the direction of Volterra. After the first few kilometers, new landscapes will quickly unravel before your very eyes. For the second half of today's stage, you will have the possibility to choose between a short (85km) or a long (115km) ride. Both will take you into the Tuscan countryside where you will be able to ride through beautiful little villages. Stop for a while in one of the local cafés and drink a real Italian cappuccino. In the evening, go for a walk in the streets of Volterra and soak up the buzzing atmosphere of its local ice-cream vendors, bars and restaurants.

Distance: 85km or 115km depending on which option you choose.

Night in a youth hostel in the centre of Volterra.






Day 4 - Sienna

Start the day with a 30km ride and then stop in San Gimignano, a miniscule medieval metropolis of stone towers bristling above fragrant vineyards. Stroll down the streets of the historical centre of this 'medieval Manhattan'. Thrill-seekers and horror lovers will also enjoy exploring the museum of torture... Next, go back on the road and continue exploring the southern part of Tuscany. You will soon reach Sienna. Perched on a hillside, this charming town boasts buildings that glisten under the sun. The Piazza del Campo is also definitely worth a visit. Every summer, this little street hosts 'Il Palio', a horserace which attracts many curious tourists. The cathedral and the Torre del Mangia are also worth exploring.

Distance: approximately 90km.

Night in a youth hostel or in a bungalow near the town centre.





Day 5 - Riding through the Chianti

Lovers of regional products and nature enthusiasts will undoubtedly enjoy this incredible part of Tuscany. You will ride through the wine region of the Chianti with vineyards and charming villages as far as the eye can see. Overall, the Chianti is a marvellous place to savour the charms of Tuscany!

Next, have a short break in Florence with a visit of the city's biggest landmarks. You won't have time to do everything but the bays of the Arno River with its Ponte Vecchio and the historical quarter of town will be the ideal setting for a nice relaxing walk.

Distance: approximately 75km.

Night in a youth hostel in the centre of Florence.




Day 6 - In the footsteps of Leonardo da Vinci

After your Florentine escapade, ride in the footsteps of da Vinci, one of the greatest Italian minds of all time. Today's stage is rather short but it will give you time to ride back to Florence, should you wish to.

Vinci is a unique little village dotted with olive groves as far as the eye can see. This is also your chance to visit the house where da Vinci was born and the museum Leonardiano with drawings, models and even travelling machines on display.

Distance: 50km.

Night in a youth hostel in the centre of Lucca.



Day 7 - Your trip ends here

Your trip ends here, after breakfast.



Additional information

TARIFFS

Price from 440 euros per person.

OPTIONS

GPS tracks on USB stick : 25 euros per person.


INCLUDED

Nights in dormitories in youth hostels, breakfasts, Vespa rental (125cc), information package with maps and road-books.

NOT INCLUDED

Travelling options to the meeting point and from the point of dispersal, transfers which are not included in the tour, meals (except breakfasts), personal travel insurance, beverages, repair costs, fines and speed tickets, visits of tourist sites, optional activities which are not included in the tour, personal expenses.

LEVEL OF DIFFICULTY



Distances: up to 115km a day.

ACCOMMODATION

Youth hostels (dormitories).

SIZE OF GROUP

From 2.

DEPARTURES

Every day from March to November.

DEPARTURE

Lucca. If you would like to start your scooter tour from Pisa, please don't hesitate to contact us by email or telephone.

DISPERSION

Lucca. If you would like to end your scooter tour in Pisa, please don't hesitate to contact us by email or telephone.

HOW TO GET THERE

-By plane: Galileo-Galilei airport in Pisa. Flights and timetables are available at www.pisa-airport.com.

-By train: fares and timetables are available at www.railkey.com or www.railpass.com.

EQUIPMENT TO TAKE

Repair kit, puncture repair kit, air compressor.

Battery charger.

Engine oil.

Spark plugs and spark plug remover tools.

Wrench, flare-nut spanner, ring wrench, tongue-and-groove pliers, needle-nose pliers.

Screwdriver set.

Zip ties, electrical wire, iron wire and duct tape.

Fuses and full set of spare light bulbs.

Latex gloves and duster.

Spare keys.

Earplugs.

U-lock.

Bike Trousers.

Bike Jacket.

Gloves.

Boots.

Helmet.


Waterproof Boot Covers.

Waterproof Coat & Trousers.

First aid kit.

Survival blanket.

Head lamp.



IMPORTANT INFORMATION

WARNING: motorbike or car driving license required.